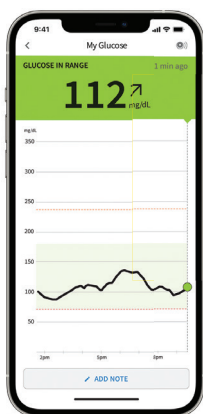




THE FREESTYLE LIBRE 2 APP^{*†}

Now available for download
on your smartphone^{*†}



Get glucose insights
from the FreeStyle
Libre 2 system on
your mobile phone^{*†}




FreeStyle
Libre 2


life. to the fullest.®
Abbott

^{*}The FreeStyle Libre 2 app is only compatible with certain mobile devices and operating systems. Please check our website for more information about device compatibility before using the app. Use of the FreeStyle Libre 2 app requires registration with LibreView. [†]Medicare coverage is available for the FreeStyle Libre 2 system if a compatible smartphone is used in conjunction with the FreeStyle Libre 2 reader to review glucose data. Medicare and other third party payor criteria apply.

As a courtesy, Abbott provides the most up-to-date information available, but it is subject to change and interpretation. The customer is ultimately responsible for determining the appropriate codes, coverage, and payment policies for individual patients. Abbott does not guarantee third party coverage or payment for our products or reimburse customers for claims that are denied by third party payors.

See Important Safety Information on back.

Download the FreeStyle Libre 2 app*† for **iPhone** in 2 easy steps

STEP 1

Search for the FreeStyle Libre 2 app*
in the App Store

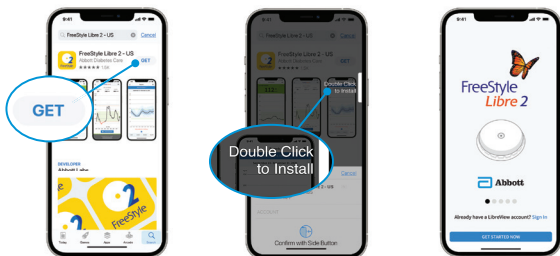
- Launch the **App Store** and tap the **magnifying glass** on the bottom right of your screen.
- Tap the search bar and type **FreeStyle Libre 2**.
- Choose **FreeStyle Libre 2 - US**.



STEP 2

Download and Install the FreeStyle Libre 2 app

- Tap **GET** next to the FreeStyle Libre 2 app icon.
- Double click the **Side Button** to start app install.
- After app has installed, tap the FreeStyle Libre 2 icon to launch app.



NOTE: The FreeStyle Libre 2 app is only to be used with the FreeStyle Libre 2 system.

* The FreeStyle Libre 2 app is only compatible with certain mobile devices and operating systems. Please check our website for more information about device compatibility before using the app. Use of the FreeStyle Libre 2 app requires registration with LibreView.

† Medicare coverage is available for the FreeStyle Libre 2 system if a compatible smartphone is used in conjunction with the FreeStyle Libre 2 reader to review glucose data. Medicare and other third party payor criteria apply.

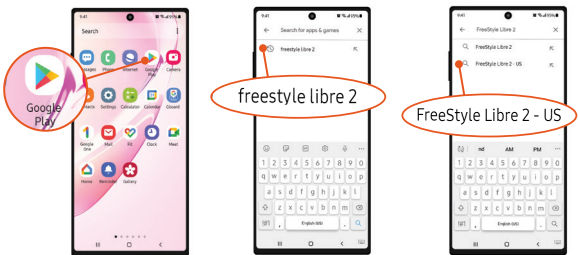
As a courtesy, Abbott provides the most up-to-date information available, but it is subject to change and interpretation. The customer is ultimately responsible for determining the appropriate codes, coverage, and payment policies for individual patients. Abbott does not guarantee third party coverage or payment for our products or reimburse customers for claims that are denied by third party payors.

Download the FreeStyle Libre 2 app*† for **Android** in 2 easy steps

STEP 1

Search for the FreeStyle Libre 2 app on Google Play

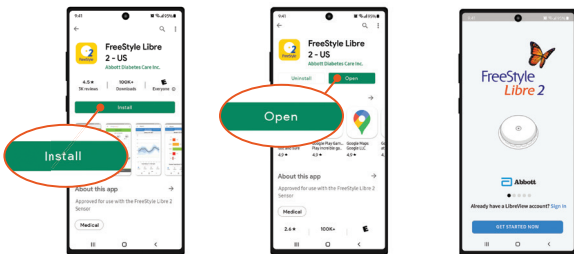
- Launch **Google Play**.
- Tap the search bar and type **FreeStyle Libre 2**.
- Choose **FreeStyle Libre 2 - US**.



STEP 2

Download and Install the FreeStyle Libre 2 app

- Tap **Install** to start app install.
- After app has installed, tap **Open** or from your home screen, tap the FreeStyle Libre 2 icon to launch the app.



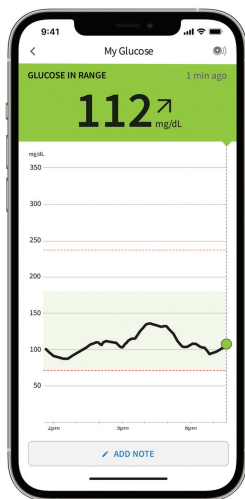
NOTE: The FreeStyle Libre 2 app is only to be used with the FreeStyle Libre 2 system.

*The FreeStyle Libre 2 app is only compatible with certain mobile devices and operating systems. Please check our website for more information about device compatibility before using the app. Use of the FreeStyle Libre 2 app requires registration with LibreView.

†Medicare coverage is available for the FreeStyle Libre 2 system if a compatible smartphone is used in conjunction with the FreeStyle Libre 2 reader to review glucose data. Medicare and other third party payor criteria apply.

As a courtesy, Abbott provides the most up-to-date information available, but it is subject to change and interpretation. The customer is ultimately responsible for determining the appropriate codes, coverage, and payment policies for individual patients. Abbott does not guarantee third party coverage or payment for our products or reimburse customers for claims that are denied by third party payors.

Download the FreeStyle Libre 2 app*† on your smartphone for use with your FreeStyle Libre 2 system



**LIVE WITH LESS DIABETES
MYSTERY. NOW YOU KNOW**



The product images are for illustrative purposes only.

*The FreeStyle Libre 2 app is only compatible with certain mobile devices and operating systems. Please check our website for more information about device compatibility before using the app. Use of the FreeStyle Libre 2 app requires registration with LibreView. †Medicare coverage is available for the FreeStyle Libre 2 system if a compatible smartphone is used in conjunction with the FreeStyle Libre 2 reader to review glucose data. Medicare and other third party payor criteria apply.

As a courtesy, Abbott provides the most up-to-date information available, but it is subject to change and interpretation. The customer is ultimately responsible for determining the appropriate codes, coverage, and payment policies for individual patients. Abbott does not guarantee third party coverage or payment for our products or reimburse customers for claims that are denied by third party payors.

Important Safety Information

Failure to use FreeStyle Libre 2 system as instructed in labeling may result in missing a severe low or high glucose event and/or making a treatment decision, resulting in injury. If glucose alarms and readings do not match symptoms or expectations, use a fingerstick value from a blood glucose meter for treatment decisions. Seek medical attention when appropriate or contact Abbott at 855-632-8658 or <https://www.FreeStyle.abbott/us-en/safety-information.html> for safety info.

The circular shape of the sensor housing, FreeStyle, Libre, and related brand marks are marks of Abbott. Other trademarks are property of their respective owners.